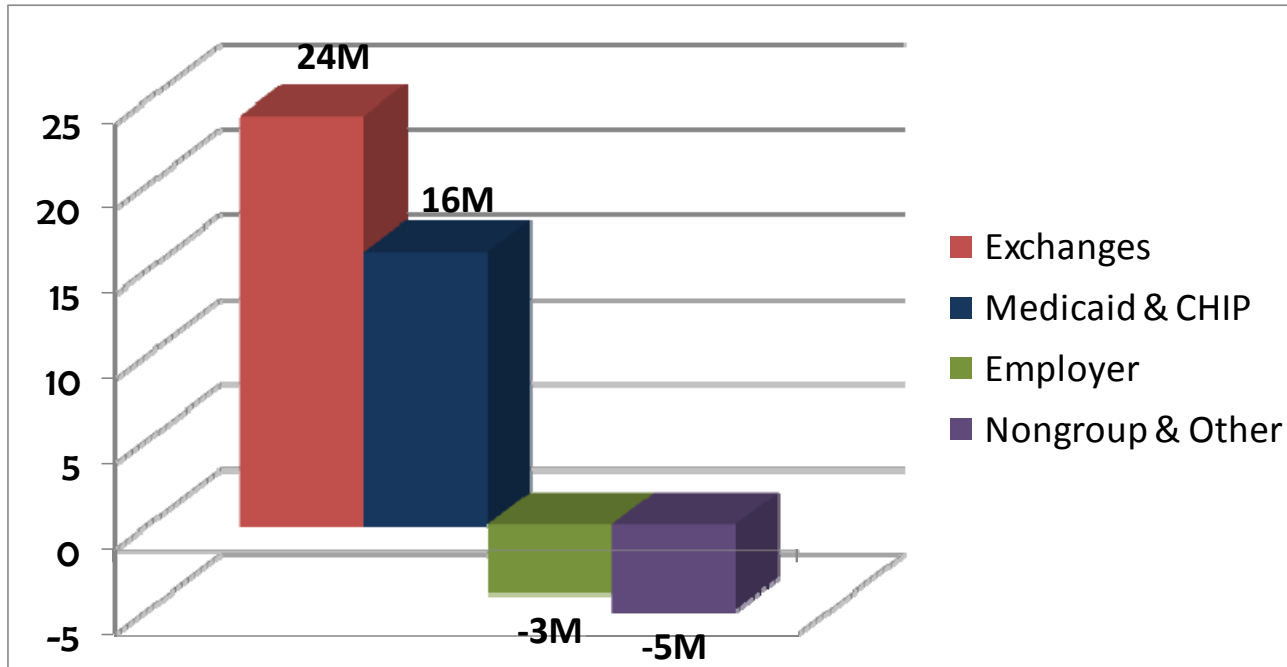


# Medicaid and CHIP: On the Road to Reform

Center for Medicaid, CHIP & Survey & Certification  
Centers for Medicare & Medicaid Services

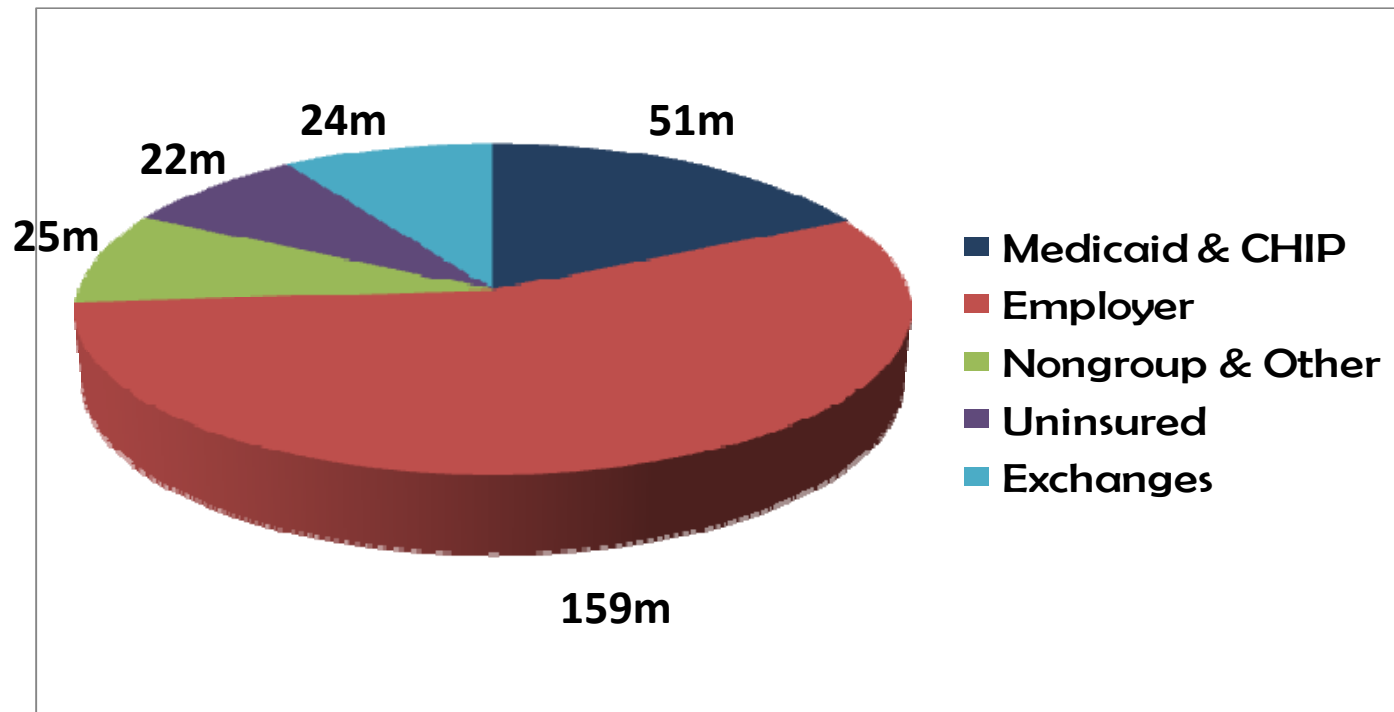


# Projected Changes in Coverage by 2019



Total new coverage = 32 million

# Sources of Coverage by 2019



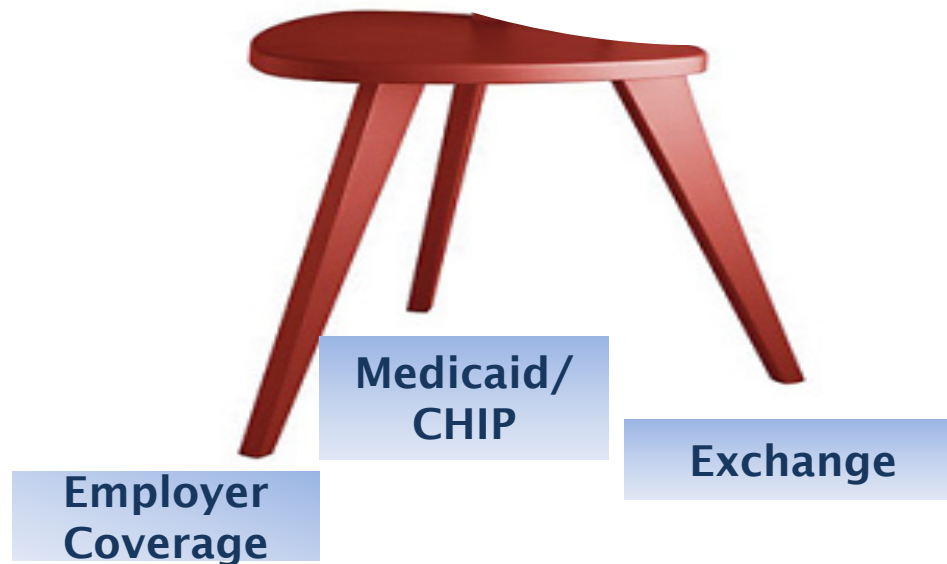
(For All Individuals under 65)



# Eligibility Changes

- ❖ Medicaid coverage for adults under 133% of the poverty line
- ❖ Simpler eligibility rules
- ❖ Verifications
- ❖ Seamlessness with Exchanges, streamlined forms
- ❖ Federal funding

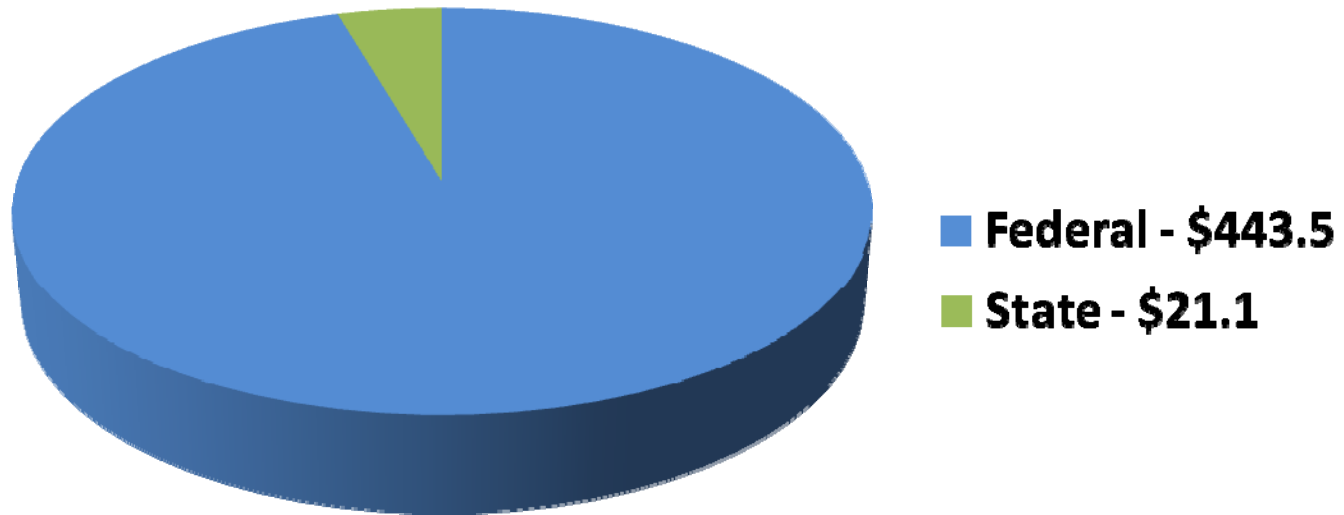
# A System of Coverage



# Who Pays?

## Estimated Distribution of Costs for Medicaid Coverage Changes: 2014-2019

(in billions)



Total \$464.7 billion

# New Paradigm

- ❖ Not a “safety net” but a full partner in assuring coverage for all
- ❖ Eligible = enrolled
- ❖ Essential to make a **system** out of different components to achieve coverage, quality and cost containment objectives



# Payment & Delivery System Reforms

- ❖ No payment for HACs
- ❖ Medical and health homes
- ❖ Global payment demonstrations
- ❖ Pediatric ACOs
- ❖ Primary care provider increase (2013)
- ❖ Preventive care incentives
  - ✓ FMAP increase for preventive services & immunizations for adults (2013)

# Collaboration with States is Essential

Systems Support

Eligibility Rules

Benefit Designs

FMAP Rules

Basic Option

Data Performance Standards

Federal Actions

2010

2014

Exchange/  
Medicaid  
Org Structure

Adopt New  
Laws/Budgets

System  
Changes

New  
Rules/Forms

Provider  
Networks/  
Contracts

Staffing  
Training

Enrollment ...

State Actions

# The Importance of Technology

- ❖ Implementing changes
- ❖ Understanding performance and impact
- ❖ Improving service to providers and beneficiaries
- ❖ Connecting the system



**Key to Reaching  
Our Goals:  
Assuring that all  
Partners are at  
the Table**